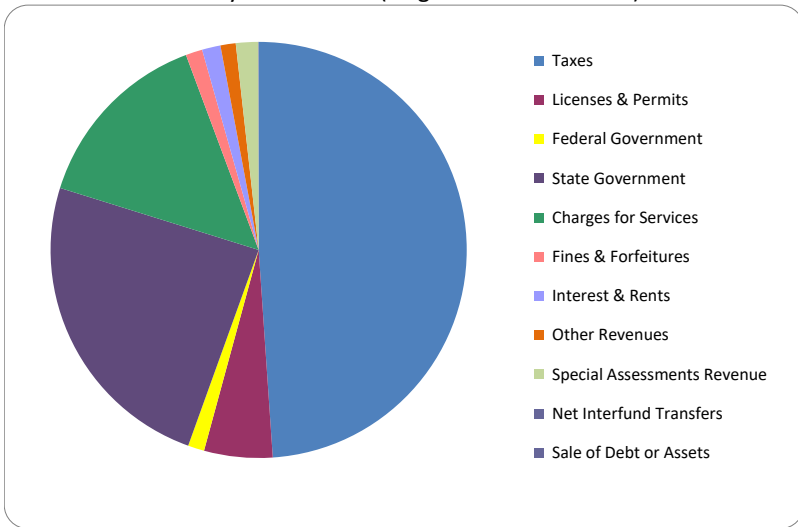


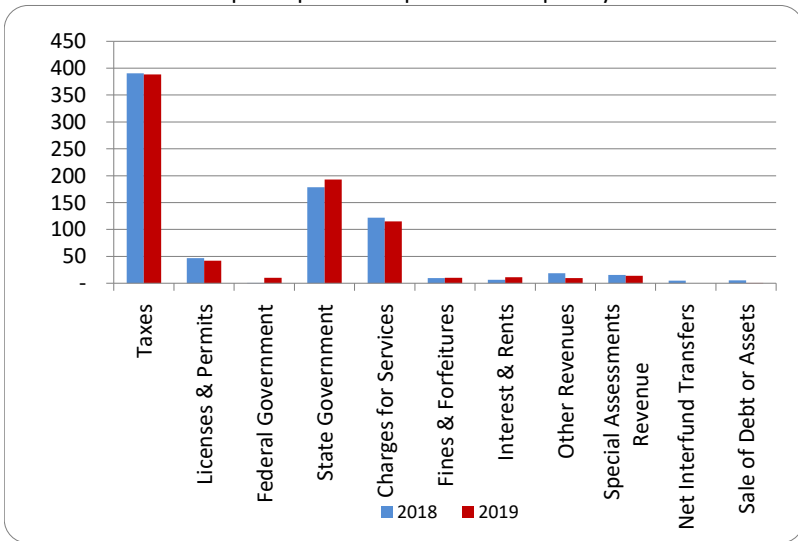
1. Where our money comes from (all governmental funds)



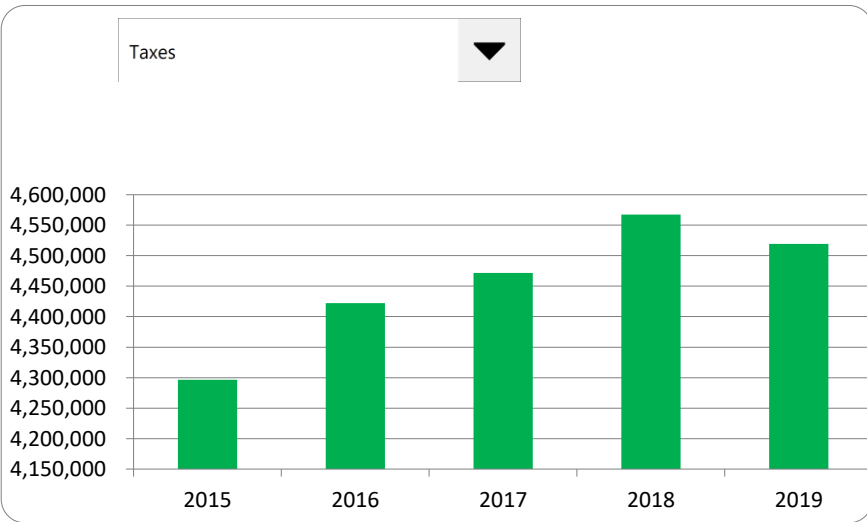
2. Compared to the prior year

	2018	2019	% change
Taxes	\$ 4,567,318	\$ 4,519,490	-1.05%
Licenses & Permits	547,377	490,889	-10.32%
Federal Government	7,893	117,538	1389.14%
State Government	2,088,716	2,246,106	7.54%
Charges for Services	1,424,270	1,340,000	-5.92%
Fines & Forfeitures	112,225	119,911	6.85%
Interest & Rents	77,365	132,973	71.88%
Total Revenues	\$ 8,825,164	\$ 8,966,907	1.61%

3. Revenue sources per capita - compared to the prior year



4. Historical trends of individual sources



Commentary:

For more information on our unit's finances, contact Bonnie McInerney-Slater at (586) 725-2151.